



## Diagnostic unit for loop detector LC20-DT

- Compact, easy-to-operate Bluetooth device
- Generation of a full installation report in case of site sign-off
- Performance checks on loop and installation
- Compatible with all LC20 loop detectors
- Operating range of up to 17 m
- Diagnostics via app with integrated diagnostic tools

Bluetooth diagnostic unit for installation and diagnostics of LC20 detection loops

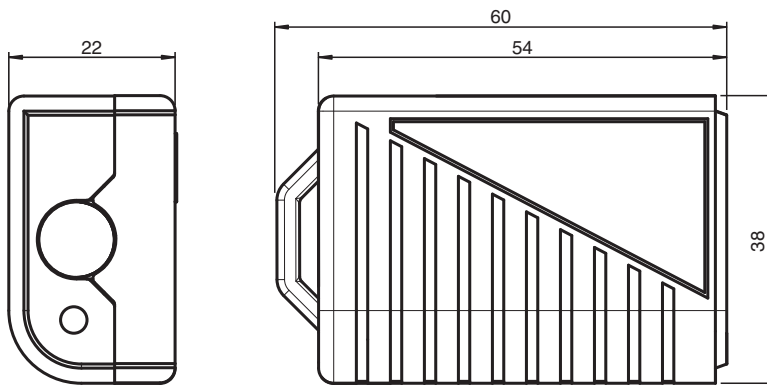


### Function

The easy-to-operate, low-energy Bluetooth diagnostic unit is compatible with LC20 loop detectors. It provides installation/service personnel with feedback on the detector loop installation and the detector configuration setup. This information is used to verify that a loop detector installation is working correctly. Loop detector setup and loop fault analysis with a mobile device avoids access issues and poor visibility of fault-condition displays.

The diagnostic unit attaches to the front of any LC20 loop detector and acquires data from the detector via an optic link. The corresponding diagnostics app supplied free for iOS- or Android-based mobile devices is used to communicate with the LC20 and display the acquired data. Convenient recording and display of settings and measurement data improves fault diagnosis and avoids erroneous data records.

### Dimensions



### Technical Data

#### General specifications

Function principle	Inductive loop
Marking	CE
Operating frequency	2.4 GHz (ISM band)

#### Indicators/operating means

Function indicator	1 x two-colored LED (red and green) , red flashing: ready for connecting via Bluetooth , green flashing: connected via Bluetooth
--------------------	--

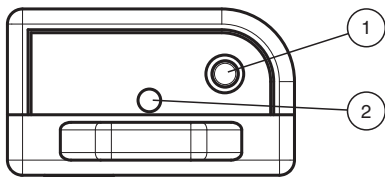
#### Electrical specifications

Operating duration	Battery life (standby): ≥ 1250 days Battery life (continuous operation): ≥ 17 hours
--------------------	--

## Technical Data

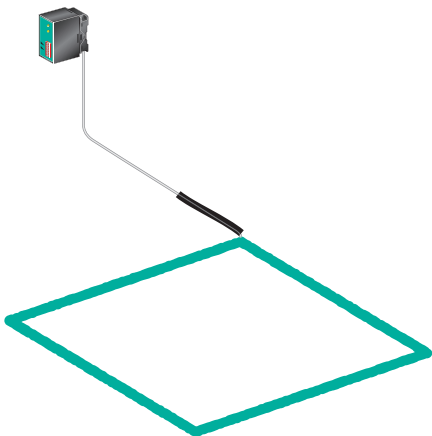
Power supply	battery operated 1 x 3 V , 240 mAh coin cell battery (CR2032)
<b>Interface</b>	
Interface type	Bluetooth dongle
Physical	Bluetooth v4.0 Detection range ≤ 17 m
<b>Directive conformity</b>	
Radio and telecommunication terminal equipment	2014/53/EU
<b>System requirements</b>	
Operating system	iOs v8.0 or higher , Android v4.4 or higher
<b>Ambient conditions</b>	
Ambient temperature	-5 ... 80 °C (23 ... 176 °F)
Storage temperature	-20 ... 80 °C (-4 ... 176 °F)
<b>Mechanical specifications</b>	
Mass	30 g including CR2032 coin cell battery

## Assembly



Pos. No.	Operating Elements
1	Button PWR
2	LED

## Application








## Matching system components

	<b>LC20-1-DR 12-24VAC/DC</b> Sensor system for detecting vehicles, one loop, DIN rail mounting, 24 VAC/DC
	<b>LC20-1-DR 230VAC</b> Sensor system for detecting vehicles, one loop, DIN rail mounting, 230 VAC
	<b>LC20-1-RB 12-24VAC/DC</b> Sensor system for detecting vehicles, one loop, plug-in base mounting, 24 VAC/DC

Release date: 2020-10-08 Date of issue: 2020-10-08 Filename: 70100662\_eng.pdf

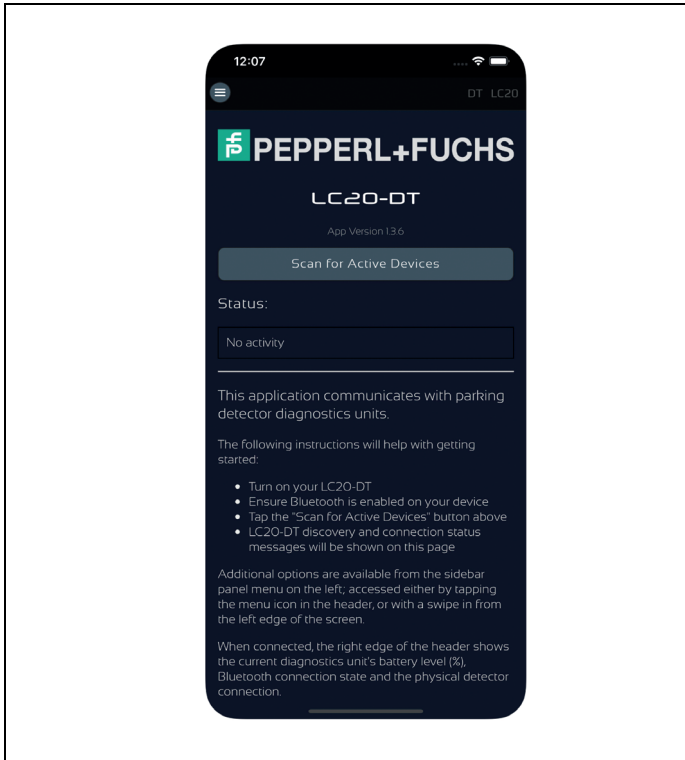
## Matching system components

	<b>LC20-1-RB 230VAC</b>	Sensor system for detecting vehicles, one loop, plug-in base mounting, 230 VAC
	<b>LC20-2-DR 230VAC</b>	Sensor system for detecting vehicles, two loops, plug-in base mounting, 230 VAC
	<b>LC20-2-DR 12-24VAC/DC</b>	Sensor system for detecting vehicles, two loops, plug-in base mounting, 24 VAC/DC
	<b>LC20-2-RB 12-24VAC/DC</b>	Sensor system for detecting vehicles, two loops, plug-in base mounting, 24 VAC/DC
	<b>LC20-2-RB 230VAC</b>	Sensor system for detecting vehicles, two loops, plug-in base mounting, 230 VAC

## Components

### "LC20-DT" Diagnostic App

The diagnostic app is available free of charge for mobile iOS or Android devices. In the Google Play Store or in the App Store look for "LC20-DT" in order to download it.



When installed on a suitable mobile device, the diagnostic app receives collected data via its Bluetooth link.

In return, the app displays the following technical information on the loop detector under examination:

1. Loop excitation frequency
2. Loop frequency drift
3. Minimum/maximum level detection
4. Detector DIP Switch Configuration

Service personnel can also use the app to create a report, officially deregister a site, or send it for expert analysis in the event of a suspected failure

## Application

- Park barrier control
- Safety loop
- Arming control
- Motorized gates and doors
- Industrial control systems